



ACE 2011 International

ARAS INNOVATOR: WHAT'S NEW

Rob McAveney

Director of Product Management

Aras



What has Aras been up to?

Since last year's conference, the Aras product team has:

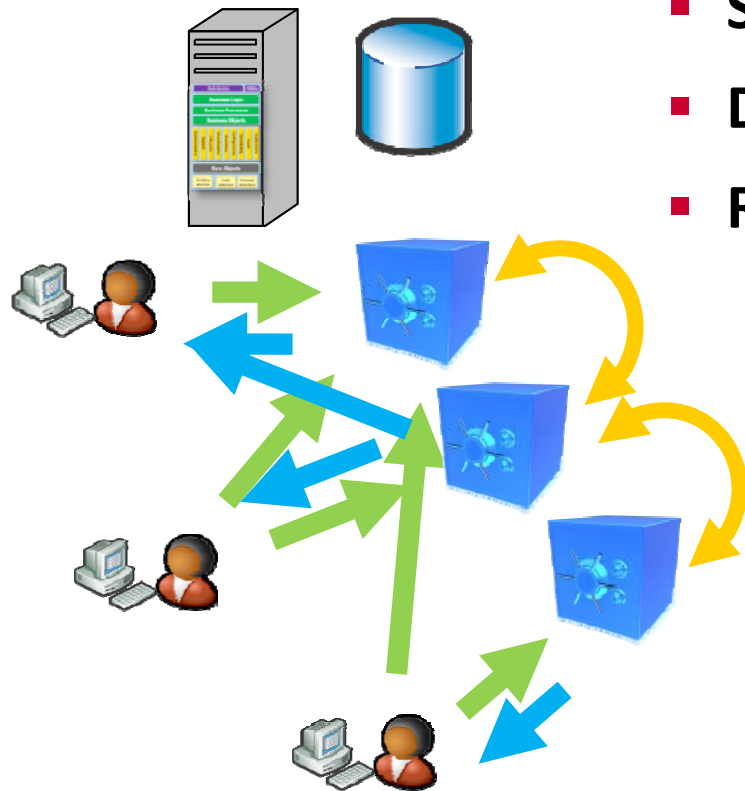
- ▶ Released 5 service packs for Aras Innovator 9.2
- ▶ Completed primary development on our next major version
 - Aras Innovator 9.3 to be released next month
- ▶ Closed more than 1600 issues
- ▶ Finished over 100 custom development projects
- ▶ Revamped tools and processes to move even faster
- ▶ Grown: more developers, testers and product managers
- ▶ Helped foster community growth

Vault Replication

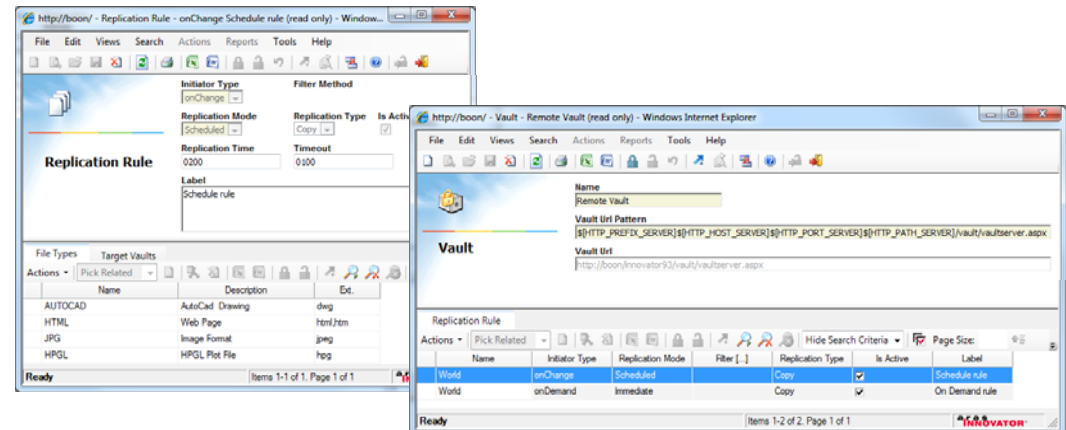
9.2 SP1



▶ Enhanced file vaulting capabilities to include automatic replication of files across many vault servers



- Shared Vaults
- Distributed Vaults
- Replicated Vaults
 - On Demand or Scheduled replication
 - Vary rules by vault, file type, group, etc.



System Events

9.2 SP2



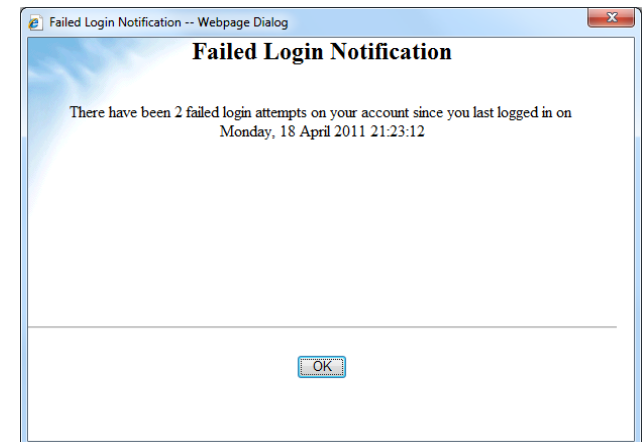
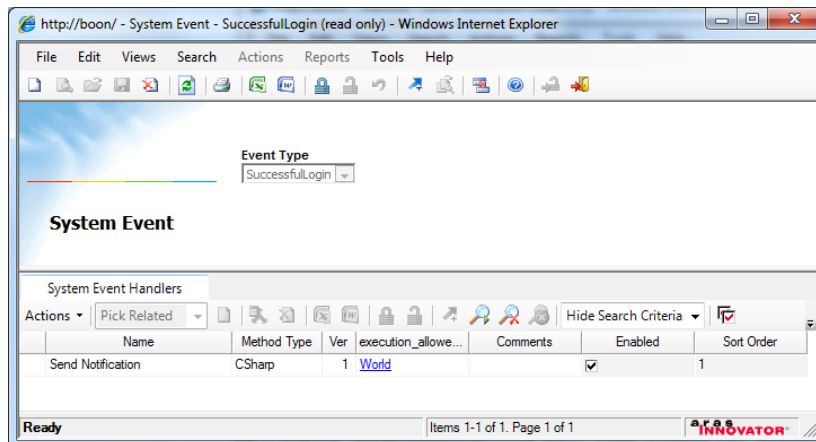
► Improved ability to track system events, including successful / failed login and logout requests

- Keep a log of unsuccessful login attempts

created_on [...]	Event Type	Method Name	Login Name	Ip Address	Session ID
4/15/2011 8:15:38 AM	FailedLogin	onFailedLogin	ksanchez	20.224.16.182	A login
4/18/2011 11:44:07 PM	FailedLogin	onFailedLogin	rwakefield	196.230.45.51	A login
4/19/2011 4:05:54 PM	FailedLogin	onFailedLogin	lkroger	92.138.18.27	A login a
4/19/2011 9:15:33 PM	FailedLogin	onFailedLogin	admin	175.90.158.193	A login att
4/20/2011 6:57:19 AM	FailedLogin	onFailedLogin	kdorfman	242.105.161.195	A login atte
4/22/2011 12:17:57 PM	FailedLogin	onFailedLogin	admin	110.183.61.89	A login atten
4/23/2011 5:49:48 AM	FailedLogin	onFailedLogin	lkroger	54.255.47.254	A login attempt
4/23/2011 9:43:44 PM	FailedLogin	onFailedLogin	admin	175.88.90.21	A login attempt



- Create your own logic to be run on a system event



Workflow Authentication

9.2 SP3



- ▶ Enhanced single sign on (SSO) capabilities to allow password challenges during workflow voting

The screenshot shows a web application window titled "Innovator Workflow Voting Dialog -- Webpage Dialog". The main content area is titled "Workflow Activity Completion" and displays the following information:

Workflow: ECO-100002
Activity: CCB Review

Sequence	Required	Description	Complete
1	<input type="checkbox"/>	Perform a CCB review of the changes	<input checked="" type="checkbox"/>
2	<input type="checkbox"/>	Vote Reject to send the change back for updates or Approve to release ...	<input checked="" type="checkbox"/>

Below the table, there is a "Vote" section with a dropdown menu set to "Approve", a "Delegate to:" field, and a "Comments:" field containing "ECO Approved".

The "Authentication" section includes a "Password:" field with masked characters and an "E-Signature:" field.

At the bottom of the dialog are three buttons: "Complete", "Save Changes", and "Cancel".

Thanks to:
Carestream

Checkout Manager API

9.2 SP5



▶ New Checkout Manager API enables high-performance bulk file download

- Developed for CAD integration use case

▶ Features include:

- Bulk file checkout and locking
- Parallel threads (up to 10)
- Synchronous and Asynchronous modes
 - In Asynchronous mode: Cancel/Pause/Resume
- Status polling (for progress bar)
- Configurable server timeout



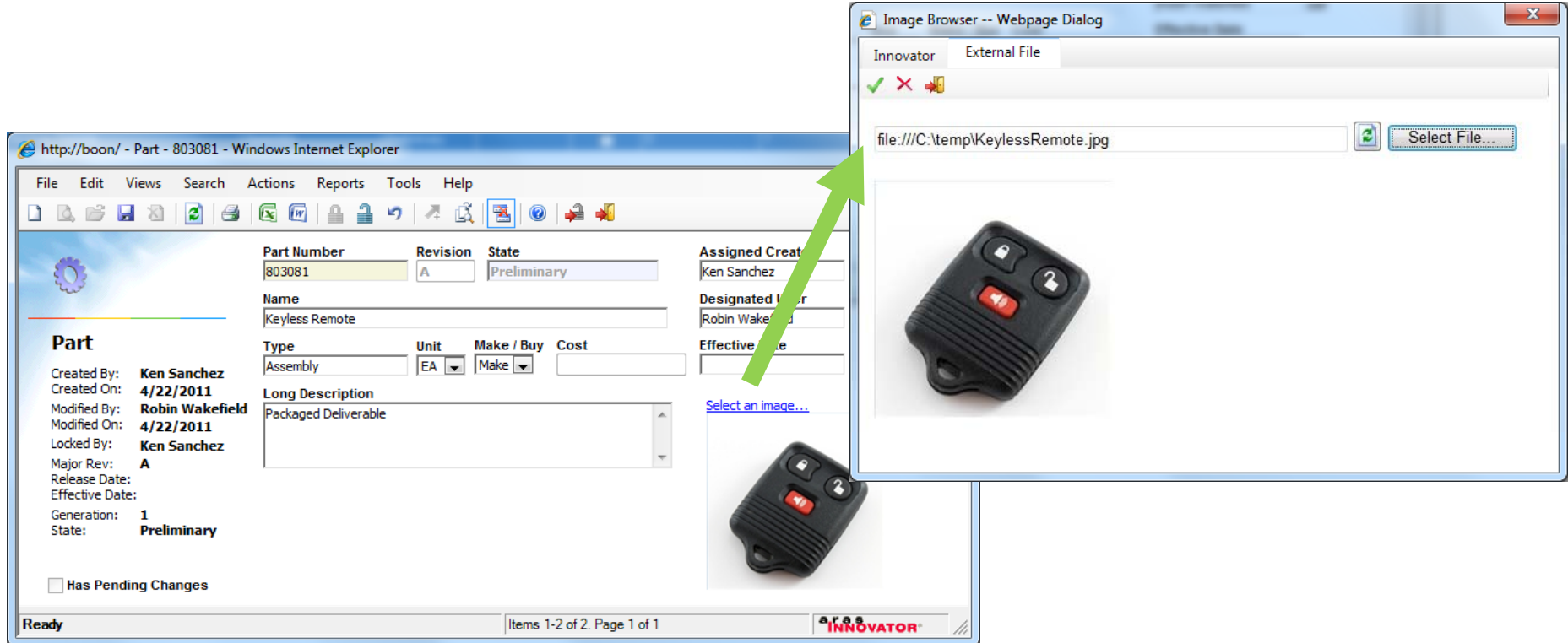
Aras Innovator 9.2.0 SP5
Released: April 22, 2011

Vaulted Images and Thumbnails

9.3



- ▶ Improve image handling to allow the image files to be easily stored and retrieved from the vault



Teams

9.3



- ▶ Add the ability to assign permissions, workflow assignments, etc. to a Team or Team Member

The screenshot displays the 'Workflow Map - PR' interface within a Windows Internet Explorer browser. The top part shows a workflow diagram with nodes: Start, Review PR, Verify, Verify PR, Approve PR, and PR Pending. Transitions include 'Go', 'Verify', 'Verified', 'Not Verified', 'Approve', 'Reject', and 'PR Unverified'. Below the diagram is an 'Activity Template' configuration panel for the 'Approve PR' activity. It includes fields for Name, Label, Message, Expected Duration, Timeout Duration, Managed By, Role, Escalate To, Subflow, and various checkboxes for activity settings. At the bottom, there is a table for 'Assignments' with columns for Name, Required, For All Memb..., Voting Weight, and Escalate To [...].

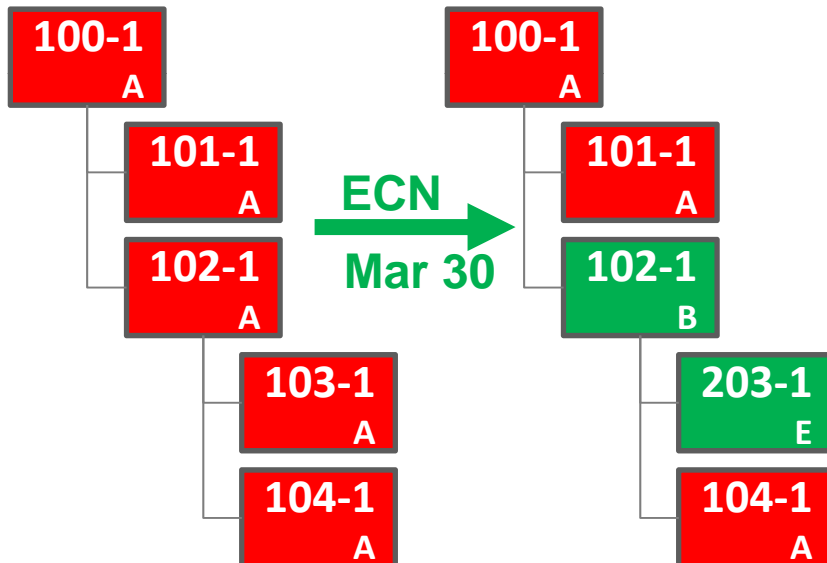
Name	Required	For All Memb...	Voting Weight	Escalate To [...]
Team Member	<input type="checkbox"/>	<input checked="" type="checkbox"/>	100	

Configuration History & Baselineing

9.3



- ▶ Enhanced configuration management, including the ability to more easily retrieve configuration baselines



Report: Part Baseline - Windows Internet Explorer

aras corp

Baseline Report As Of: 4/1/2010 12:00:00 AM

Indenture Level	Part Number	Rev	Name	Quantity	Document Number	Rev	Name
0	100-1	A	Wheel Assembly	1			
1	101-1	A	Tire	1			
1	102-1	B	Hub Assembly	1			
2	203-1	E	Fancy Inner Hub	1	D203-1	D	Fancy Hub Drawing
2	104-1	A	Outer Hub	1			

Internet Explorer 9 Support 9.3



► Add Internet Explorer 9 as a supported browser

Part - 803081 (read only) - Windows Internet Explorer

Part Number	Revision	State	Assigned Creator
803081	REV	STATE	

Part

Created By: Ken Sanchez
Created On: 4/22/2011
Modified By: Robin Wakefield
Modified On: 4/22/2011
Locked By: Ken Sanchez
Major Rev: A
Release Date:
Effective Date:
Generation:
State:

BOM

Part Number	Revi...	State	Sequence	Quantity	Lock...	Name
393530	A	Preliminary	128	1		Remote Entry Assy.
115720	A	Preliminary	128	1		Battery
353561	A	Preliminary	256	1		Case
402101	A	Preliminary	384	1		Case
462030	A	Preliminary	512	1		Keyboard
404562	A	Preliminary	1	1		Button - Lock

PE: Express Changes 9.3



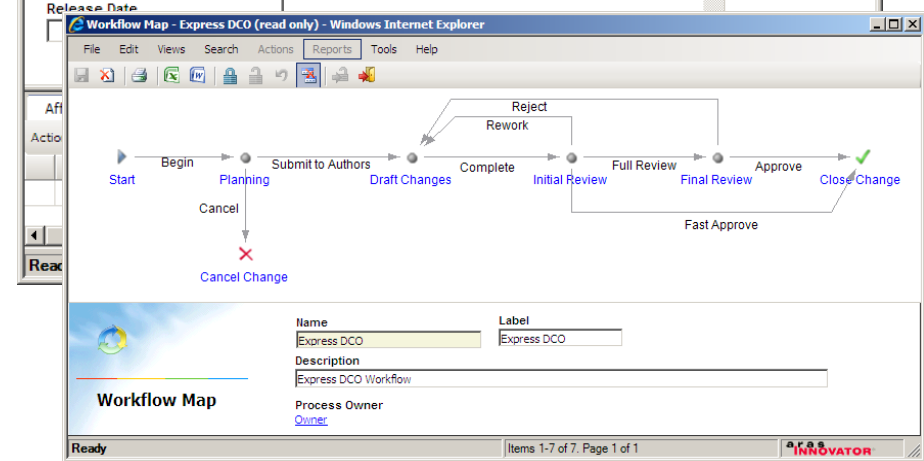
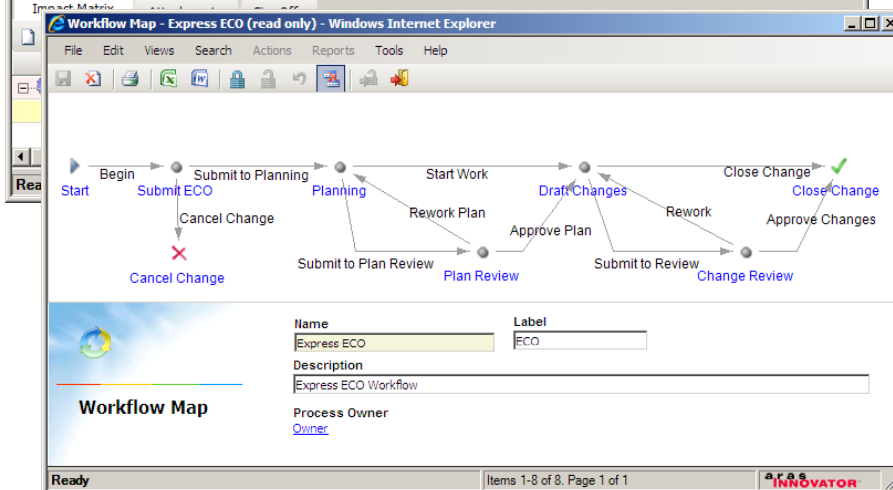
- ▶ Additional change management options, including a new type of ECO and DCO (Document Change Order)

ECO - ECO-00001037 - Windows Internet Explorer

Number: ECO-00001037
Title: BOM Update
Change Reason: Change the BOM due to a redesign
Change Coordinator: Larry Kroger
Team: Product Team
Priority: 2 - Normal
Release Date:
Effective Date:
New

DCO - DCO-00001075 - Windows Internet Explorer

Number: DCO-00001075
Title: Drawing dimension change
Change Reason: Dimension change due to redesign
Change Coordinator: Larry Kroger
Team: Product Team
Priority: 1 - High
Release Date:
Change Description:
New



PE: Express ECO Impact Matrix

9.3



- ▶ Detailed change planning and impact analysis through a specialized user interface

The screenshot shows a web browser window titled "ECO - ECO-00001002 - Windows Internet Explorer". The interface includes a menu bar (File, Edit, Views, Search, Actions, Reports, Tools, Help) and a toolbar with various icons. The main content area is divided into several sections:

- Number:** ECO-00001002
- Title:** Change assembly
- Change Reason:** A large empty text area.
- Change Coordinator:** Innovator Admin
- Team:** Product Team
- Release Date:** (empty)
- Effective Date:** (empty)
- Priority:** Radio buttons for 1 - High (selected), 2 - Normal, and 3 - Low.
- ECO:** A section with a "New" button.

Below these fields is a tabbed interface with "Impact Matrix", "Attachments", and "SignOffs" tabs. The "Impact Matrix" tab is active, displaying a table with the following data:

Part Number	Name	Revision	State	Sequence	Quantity	Unit	Item Action
I1	Top Assembly 1	A	Released			EA	
A1	Assembly 1	A	Released	1	1	EA	Revise
S1	Common Subassembly	A	Released	1	1	EA	Revise
P1	Common Part	A	Released	1	1	EA	Revise
A2	Assembly 2	A	Released	2	1	EA	Revise
S1	Common Subassembly	A	Released	1	1	EA	Revise
P1	Common Part	A	Released	1	1	EA	Revise
I2	Top Assembly 2	A	Released			EA	
S1	Common Subassembly	A	Released	1	1	EA	Revise
P1	Common Part	A	Released	1	1	EA	Revise

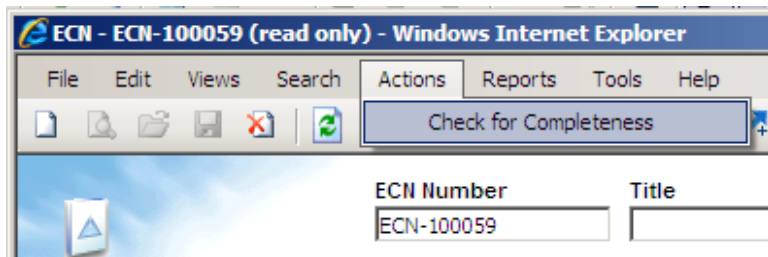
The status bar at the bottom of the browser window shows "Ready" and the "aras INNOVATOR" logo.

PE: Completeness Checks

9.3



- ▶ Provide the user with a simplified way to validate that the change is ready to be moved to the next step
 - Check in advance using Check for Completeness



- Workflow voting uses the same logic to validate



PE: Manual Release & Revisioning

9.3



- ▶ Create and release revisions of change-controlled items outside the context of change management

The image displays three overlapping screenshots of the Aras PE (Product Explorer) interface, illustrating the manual release and revisioning process for a part.

Top Screenshot: Shows the 'Part - 803081 (read only)' window. The 'Actions' menu is open, highlighting 'Manual Release'. The part details show: Part Number: 803081, Revision: A, State: Preliminary, Assigned Creator: Robin Wakefield, Designated User: Ken Sanchez, Name: Keyless Remote, Type: Packaged Deliverable, Unit: EA. Metadata includes: Created By: Robin Wakefield, Created On: 4/26/2011, Modified By: Ken Sanchez, Modified On: 4/26/2011, Major Rev: A, Release Date: Effective Date: 4/26/2011, Generation: 2, State: Preliminary. A green arrow points from the 'Manual Release' menu item to the 'Revision' field in the middle screenshot.

Middle Screenshot: Shows the same part details, but the 'Revision' field is now 'A' and the 'State' is 'Released'. A green arrow points from the 'Revision' field to the 'Revision' field in the bottom screenshot.

Bottom Screenshot: Shows the same part details, but the 'Revision' field is now 'B' and the 'State' is 'Preliminary'. A green arrow points from the 'Revision' field to the 'Revision' field in the bottom screenshot. The 'Long Description' field is visible, containing 'Packaged Deliverable'. A small image of a keyless remote is shown in the bottom right corner. The status bar at the bottom indicates 'Ready' and 'Items 1-2 of 2, Page 1 of 1'.

PE: New Multi-Level BOM

9.3



- ▶ Introduce a new BOM Structure tab for Parts, allowing better multi-level view and navigation

The screenshot displays the Aras PE software interface in a Windows Internet Explorer browser window. The main window title is "Part - 803081 (read only) - Windows Internet Explorer". The interface is divided into several sections:

- Part Information:** Fields for Part Number (803081), Revision (B), and State (Preliminary). Other fields include Name (Keyless Remote), Type, Unit (EA), Make/Buy (Make), Cost, and Effective Date. Metadata includes Assigned Creator (Robin Wakefield), Designated User (Ken Sanchez), Created By (Robin Wakefield), Created On (4/26/2011), Modified By (Robin Wakefield), Modified On (4/26/2011), Locked By, Major Rev (B), Release Date, Effective Date, Generation (3), and State (Preliminary). A checkbox for "Has Pending Changes" is present.
- Long Description:** A text area containing "Packaged Deliverable".
- Image:** A photograph of a black keyless remote control.
- BOM Structure Tab:** A table showing the Bill of Materials (BOM) structure for the part. The table has columns for Part Number, Revi..., State, Sequence, Quantity, Lock..., and Name.

Part Number	Revi...	State	Sequence	Quantity	Lock...	Name
393530	A	Preliminary	128	1		Remote Entry Assy.
115720	A	Preliminary	128	1		Battery
353561	A	Preliminary	256	1		Case
402101	A	Preliminary	384	1		Case
462030	A	Preliminary	512	1		Keyboard
292102	A	Preliminary	640	1		Key Ring
102595	A	Preliminary	768	1		Circuit Board
650875	A	Preliminary	128	1		Resistor
430878	A	Preliminary	256	2		Resistor
161714	A	Preliminary	384	1		Resistor
440897	A	Preliminary	512	1		Capacitor
240897	A	Preliminary	640	2		Capacitor
320897	A	Preliminary	768	1		Capacitor

The status bar at the bottom indicates "Ready" and "Items 1-2 of 2. Page 1 of 1". The Aras INNOVATOR logo is visible in the bottom right corner.



ACE 2011 International

ARAS INNOVATOR: WHAT'S NEW

Rob McAveney

Director of Product Management

Aras

