

Aras Innovator

Client Setup for Firefox on MAC



Aras Innovator 10.0

Document #: 10000320130407

Last Modified: 12/30/2013

ARAS CORPORATION

Copyright © 2013 Aras Corporation. All rights reserved

Aras Corporation
300 Brickstone Square
Suite 700
Andover, MA 01810

Phone: 978-691-8900
Fax: 978-794-9826

E-mail: Support@aras.com
Website: <http://www.aras.com>

Notice of Rights

Copyright © 2013 by Aras Corporation. This material may be distributed only subject to the terms and conditions set forth in the Open Publication License, V1.0 or later (the latest version is presently available at <http://www.opencontent.org/openpub/>).

Distribution of substantively modified versions of this document is prohibited without the explicit permission of the copyright holder.

Distribution of the work or derivative of the work in any standard (paper) book form for commercial purposes is prohibited unless prior permission is obtained from the copyright holder.

Aras Innovator, Aras, and the Aras Corp "A" logo are registered trademarks of Aras Corporation in the United States and other countries.

All other trademarks referenced herein are the property of their respective owners.

Notice of Liability

The information contained in this document is distributed on an "As Is" basis, without warranty of any kind, express or implied, including, but not limited to, the implied warranties of merchantability and fitness for a particular purpose or a warranty of non-infringement. Aras shall have no liability to any person or entity with respect to any loss or damage caused or alleged to be caused directly or indirectly by the information contained in this document or by the software or hardware products described herein.



Table of Contents

- SEND US YOUR COMMENTS..... 4**
- OVERVIEW..... 5**
- 1 CLIENT CONFIGURATION 6**
 - 1.1 INSTALLED SOFTWARE..... 6
 - 1.2 REQUIRED SETTINGS..... 6
- 2 TROUBLESHOOTING 9**
 - 2.1 MY PRE-DEFINED LANGUAGE PACK AND LOCALE ARE NOT PROPERLY DISPLAYING WHEN CONNECTED TO ARAS INNOVATOR..... 9
 - 2.1.1 *FireFox 24ESR for MAC* 9



Send Us Your Comments

Aras Corporation welcomes your comments and suggestions on the quality and usefulness of this document. Your input is an important part of the information used for future revisions.

- Did you find any errors?
- Is the information clearly presented?
- Do you need more information? If so, where and what level of detail?
- Are the examples correct? Do you need more examples?
- What features did you like most?

If you find any errors or have any other suggestions for improvement, please indicate the document title, and the chapter, section, and page number (if available).

You can send comments to us in the following ways:

- Email:
Support@aras.com
Subject: Aras Innovator Documentation

Or,

- Postal service:
Aras Corporation
300 Brickstone Square
Suite 700
Andover, MA 01810
Attention: Aras Innovator Documentation

Or,

- FAX:
978-794-9826
Attn: Aras Innovator Documentation

If you would like a reply, please provide your name, email address, address, and telephone number.

If you have usage issues with the software, please visit <http://www.aras.com/support/>



Overview

This is a basic guide to verifying that a client machine is configured correctly for use with Aras Innovator.

It is limited in scope to the FireFox 24 ESR web browser client on the Windows operating system.

IMPORTANT: Version 24 Extended Support Release of FireFox is not the standard home user download.

<http://www.mozilla.org/en-US/firefox/organizations/>

The ESR version is intended for organizations that need to deploy FireFox, but want a greater amount of control on the schedule of the update process.



1 Client Configuration

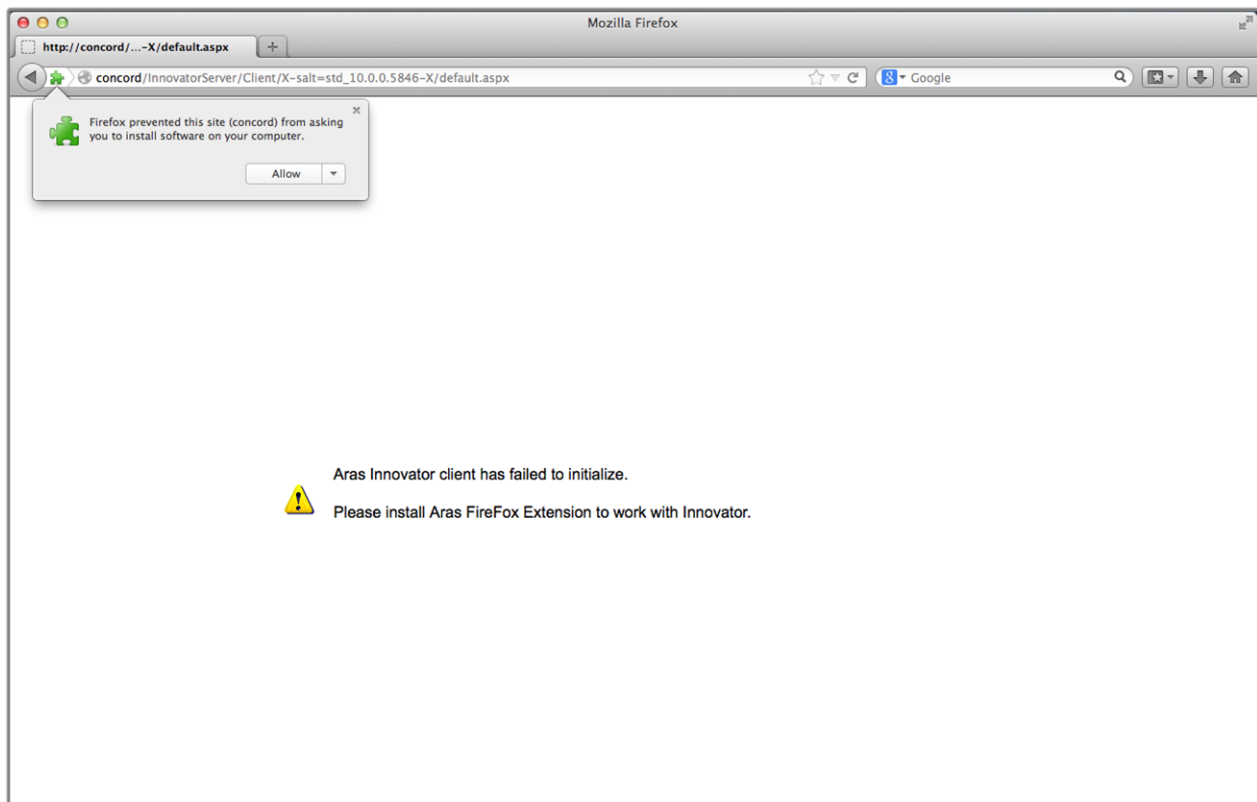
1.1 Installed Software

Aras Innovator 10.0 requires the use of Mozilla FireFox version 24 ESR.

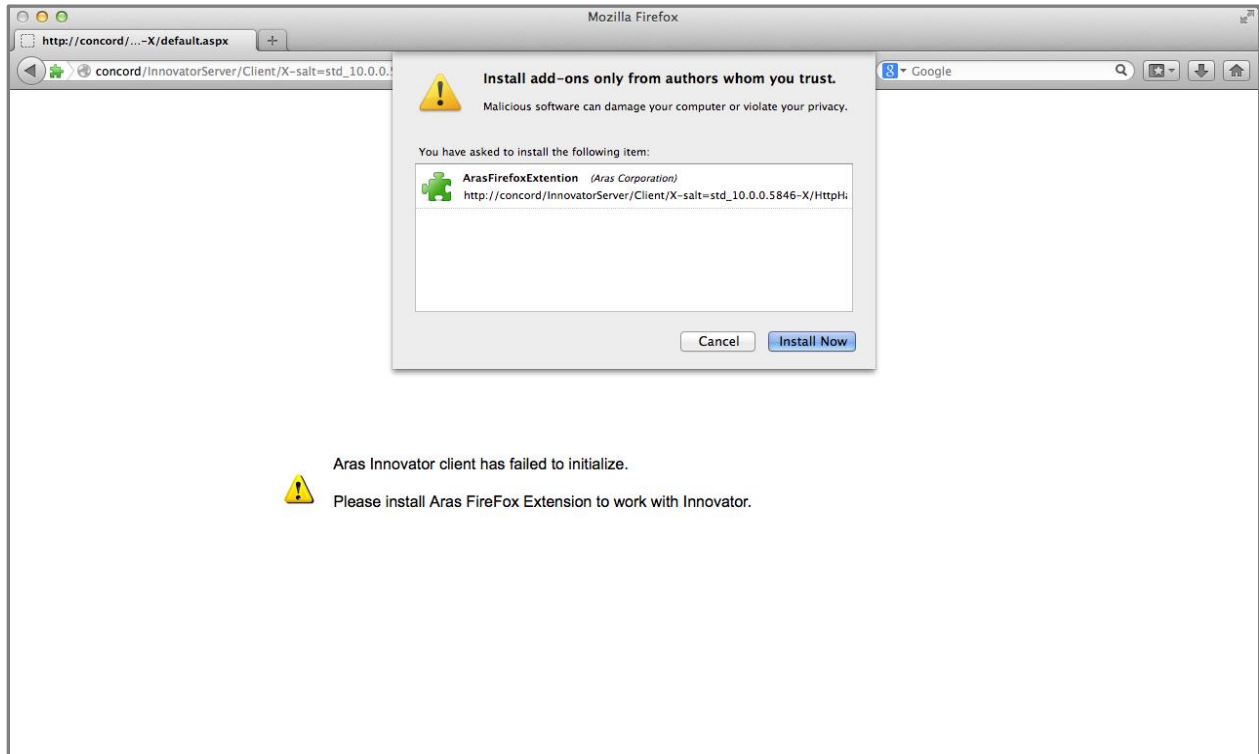
1.2 Required Settings

The following steps may require administrative rights to complete.

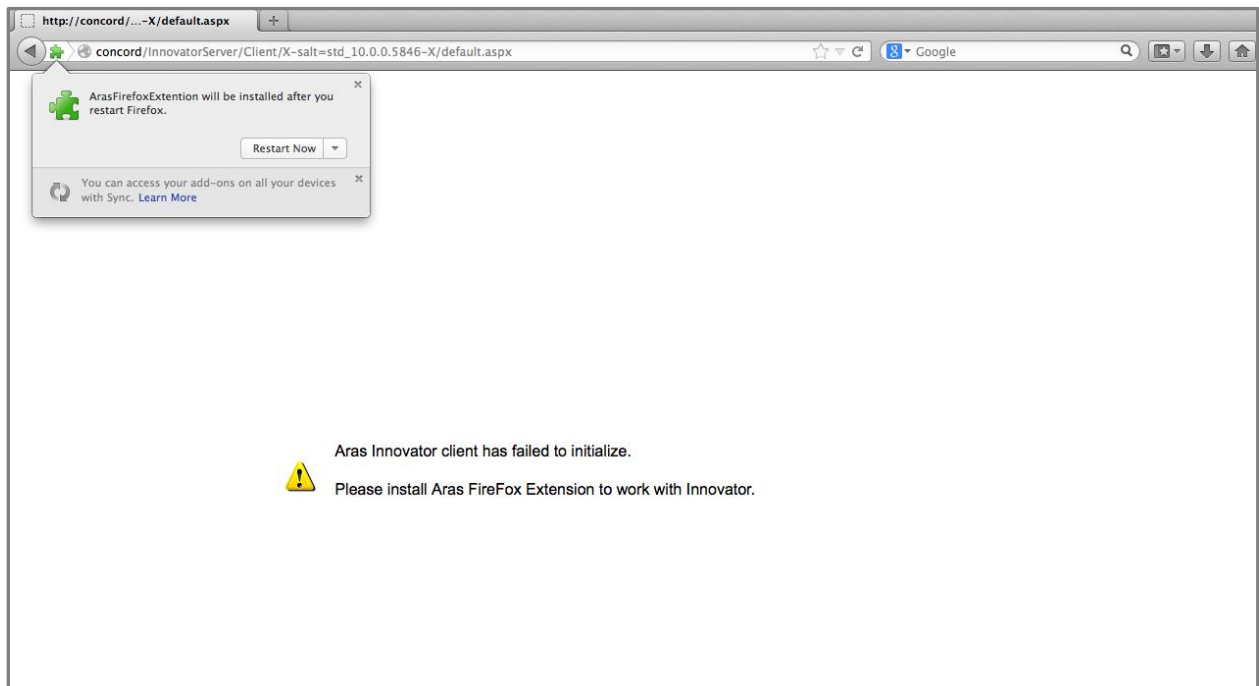
1. Open a new FireFox window and browse to Aras Innovator
2. The first time you connect to Aras Innovator, you will be prompted that Aras Innovator is attempting to run an add-on to FireFox. Select "Allow"



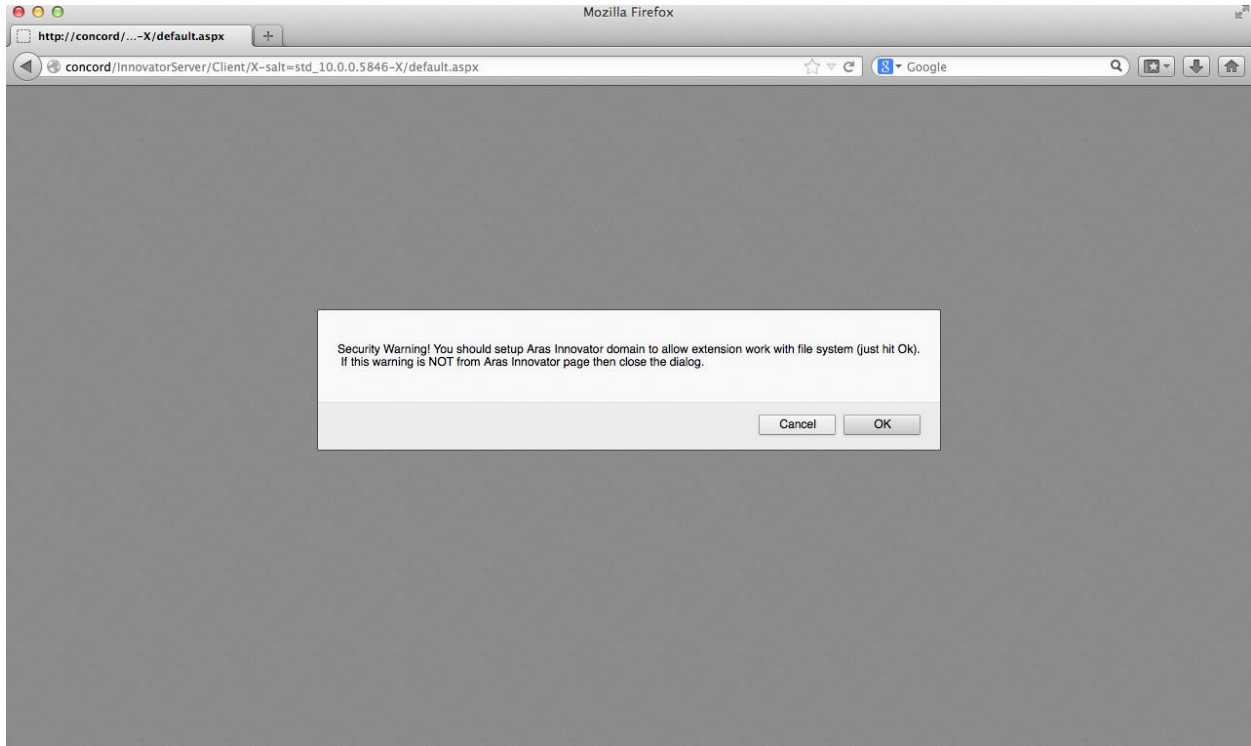
3. Next you will be prompted to install the add-on. Select "Install Now"



4. Once installed, you will be prompted to restart Firefox to initialize the add-on. Select "Restart Now"




5. Finally, you must permit the add-on to alter your FireFox settings to allow Aras Innovator access to your system for checking Files in and out of the system.



NOTE: This operation should only be done for trusted sites.

6. Finally, you should now be able to log into Aras Innovator



2 Troubleshooting

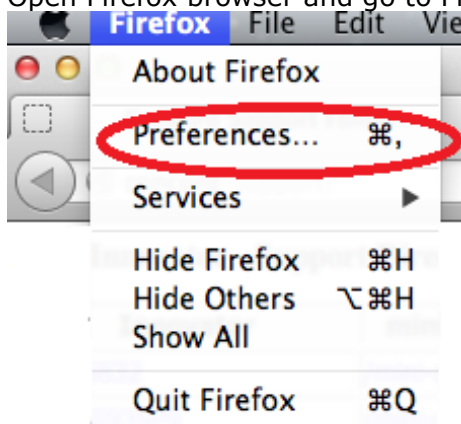
In this section, we will outline some of the common problems people can encounter with the setting up the client.

2.1 My pre-defined language pack and locale are not properly displaying when connected to Aras Innovator

The localization settings for the client are pulled from the "Languages" setting of Internet Explorer as opposed to the "Region and Language Settings" of the system. To change the language settings please refer to the steps below.

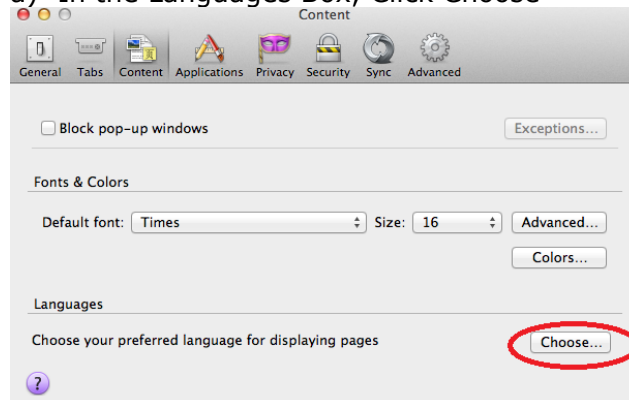
2.1.1 FireFox 24ESR for MAC

- 1) Open Firefox browser and go to Firefox → Preferences



Select the Content Tab

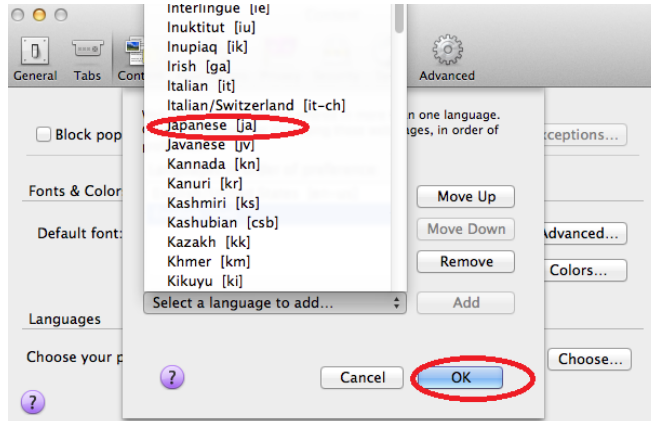
- a) In the Languages Box, Click Choose



- 2) In the Languages Dialog Box
 - a) Click Select a language to add...



- b) Select Japanese [ja-JP]



- c) Click Add
 - d) Move it to the top
- 3) Close the Browser
- 4) Login to Aras Innovator as admin/innovator
 - a) Confirm that Japanese Language is applied

