



Aras Innovator 12

Client Settings for Firefox on Windows

Document #: 12.0.02019052101

Last Modified: 9/11/2020

Copyright Information

Copyright © 2020 Aras Corporation. All Rights Reserved.

Aras Corporation
100 Brickstone Square
Suite 100
Andover, MA 01810

Phone: 978-806-9400

Fax: 978-794-9826

E-mail: Support@aras.com

Website: <https://www.aras.com/>

Notice of Rights

Copyright © 2020 by Aras Corporation. This material may be distributed only subject to the terms and conditions set forth in the Open Publication License, V1.0 or later (the latest version is presently available at <http://www.opencontent.org/openpub/>).

Distribution of substantively modified versions of this document is prohibited without the explicit permission of the copyright holder.

Distribution of the work or derivative of the work in any standard (paper) book form for commercial purposes is prohibited unless prior permission is obtained from the copyright holder.

Aras Innovator, Aras, and the Aras Corp "A" logo are registered trademarks of Aras Corporation in the United States and other countries.

All other trademarks referenced herein are the property of their respective owners.

Notice of Liability

The information contained in this document is distributed on an "As Is" basis, without warranty of any kind, express or implied, including, but not limited to, the implied warranties of merchantability and fitness for a particular purpose or a warranty of non-infringement. Aras shall have no liability to any person or entity with respect to any loss or damage caused or alleged to be caused directly or indirectly by the information contained in this document or by the software or hardware products described herein.

Table of Contents

- Send Us Your Comments 4**
- Document Conventions 5**
- 1 Client Configuration 6**
 - 1.1 Installed Software..... 6
 - 1.2 Required Settings..... 6
 - 1.3 Optional Settings 8
- 2 Troubleshooting..... 9**
 - 2.1 My pre-defined language pack and locale are not properly displaying when connected to Aras Innovator..... 9
 - 2.2 Firefox Allows a Maximum of 20 Pop-ups..... 10
 - 2.3 .hwp file not displayed in the viewer..... 12
 - 2.4 Note about Aras PDF Viewer 14

Send Us Your Comments

Aras Corporation welcomes your comments and suggestions on the quality and usefulness of this document. Your input is an important part of the information used for future revisions.

- Did you find any errors?
- Is the information clearly presented?
- Do you need more information? If so, where and what level of detail?
- Are the examples correct? Do you need more examples?
- What features did you like most?

If you find any errors or have any other suggestions for improvement, indicate the document title, and the chapter, section, and page number (if available).

You can send comments to us in the following ways:

Email:

Support@aras.com

Subject: Aras Innovator Documentation

Or,

Postal service:

Aras Corporation
100 Brickstone Square
Suite 100
Andover, MA 01810
Attention: Aras Innovator Documentation

Or,

FAX:

978-794-9826
Attn: Aras Innovator Documentation

If you would like a reply, provide your name, email address, address, and telephone number.

If you have usage issues with the software, visit <https://www.aras.com/support>

Document Conventions

The following table highlights the document conventions used in the document:

Table 1: Document Conventions

Convention	Description
Bold	Emphasizes the names of menu items, dialog boxes, dialog box elements, and commands. Example: Click OK .
Code	Code examples appear in <code>courier</code> font. It may represent text you type or data you read.
<code>Yellow highlight</code>	Code highlighted in yellow draws attention to the code that is being indicated in the content.
<code>Yellow highlight with red text</code>	Red text highlighted in yellow indicates the code parameter that needs to be changed or replaced.
<i>Italics</i>	Reference to other documents.
Note:	Notes contain additional useful information.
Warning	Warnings contain important information. Pay special attention to information highlighted this way.
Successive menu choices	Successive menu choices may appear with a greater than sign (-->) between the items that you will select consecutively. Example: Navigate to File --> Save --> OK .

1 Client Configuration

1.1 Installed Software

This release of Aras Innovator requires the use of Mozilla Firefox version 68 ESR and 78 ESR.

1.2 Required Settings

You need to have administrative rights to disable automatic updates for Firefox:

1. Open a new Firefox window.
2. Click the **Menu** icon and select Options.
3. Scroll down to **Firefox Updates**.

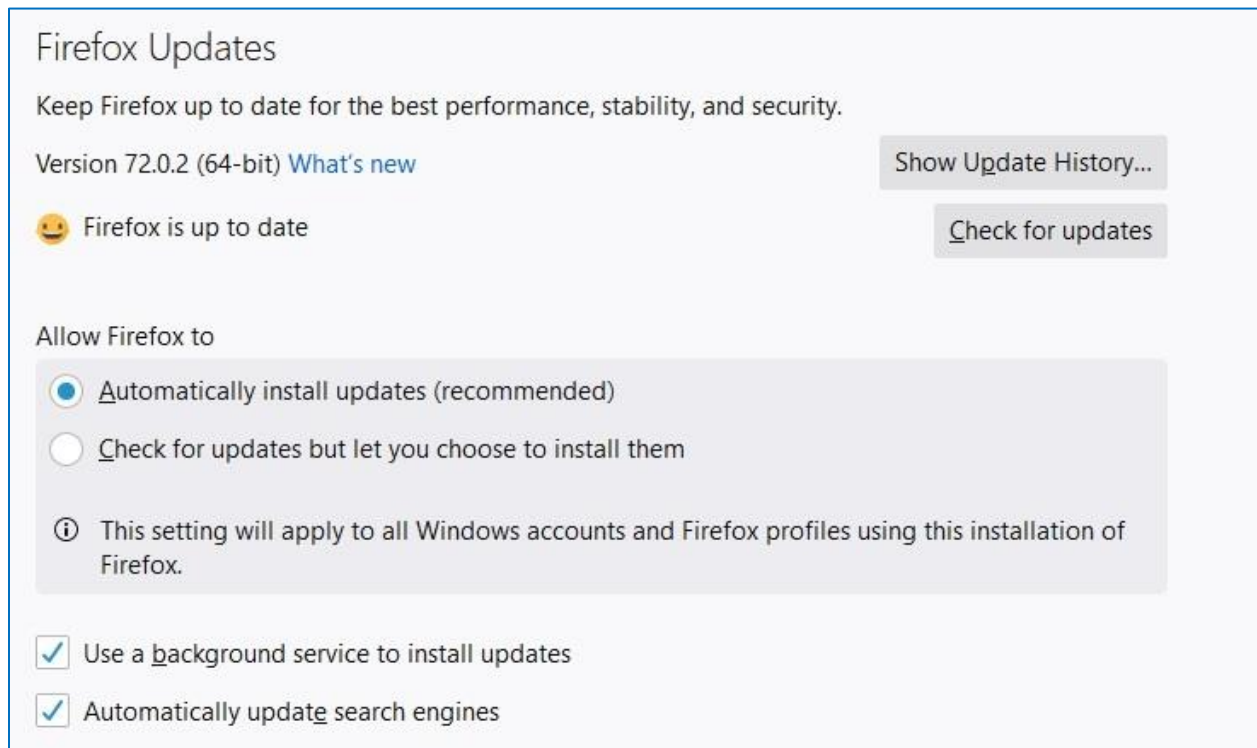


Figure 1.

4. Select **Check for updates but let you choose when to install them**.

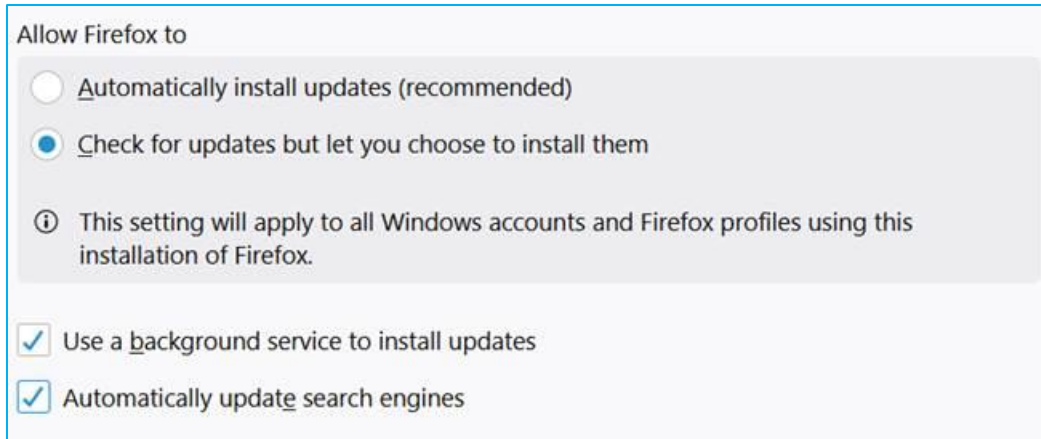


Figure 2.

5. You must set the **browser.tabs.remote.autostart** and **browser.tabs.remote.autostart.2** preferences to false as follows:
 - a. Open a new Firefox window.
 - b. Navigate to **about:config**. The following message appears:

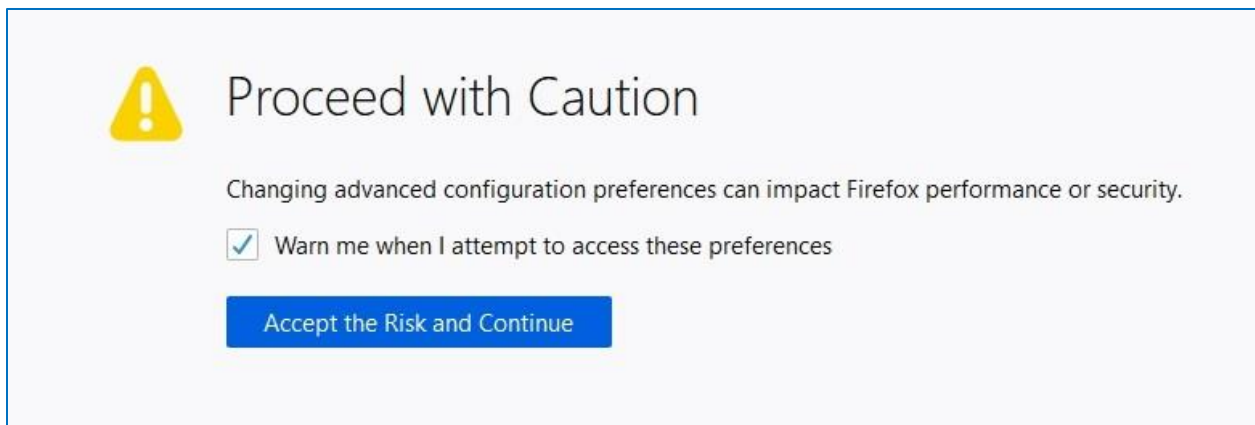


Figure 3.

- c. Click **Accept the Risk and Continue**.
 - d. Set **browser.tabs.remote.autostart** to false.
 - e. Set **browser.tabs.remote.autostart.2** to false.



Figure 4.

6. Open a new Firefox window and browse to Aras Innovator.
7. You should now be able to log into Aras Innovator.

1.3 Optional Settings

The Gantt chart in Aras Innovator may appear different when printed. The printed Gantt chart may appear different due to the missing background colors and images. You can fix this issue by configuring a few settings on the client machine.

To fix or prevent this issue, configure the following settings:

1. Open Firefox browser.
2. Navigate to **Menu --> Print** and click on **Page Setup**.

The **Page Setup** dialog box appears.

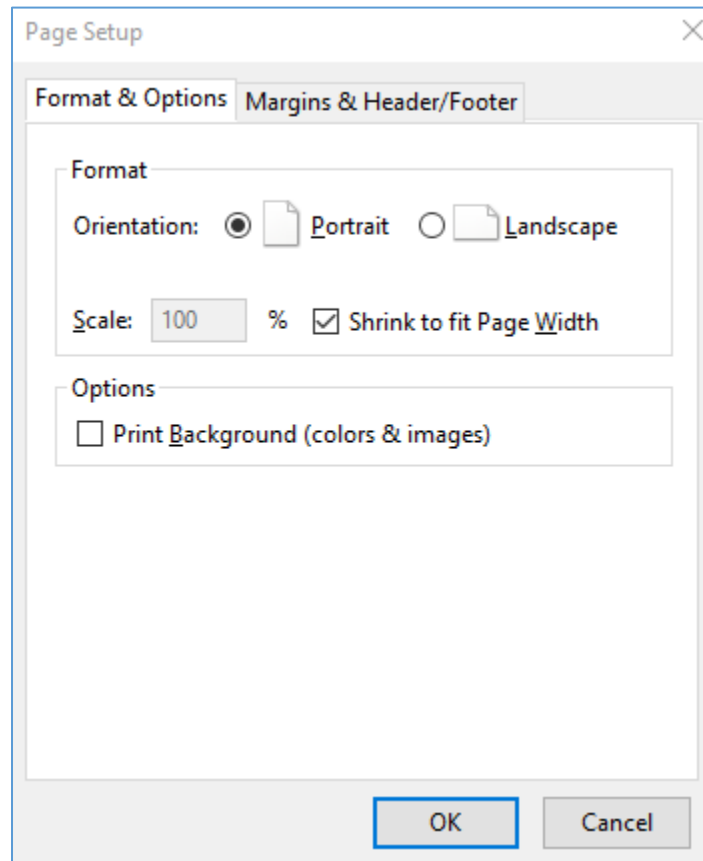


Figure 5.

3. Select the **Print Background (colors and images)** check box.
4. Click **OK**.

2 Troubleshooting

This section describes some of the common problems people encounter when they set up the client.

2.1 My pre-defined language pack and locale are not properly displaying when connected to Aras Innovator

The localization settings for the client are pulled from the 'Languages' setting of Firefox browser as opposed to the 'Region and Language Settings' of the system.

Use the following procedure to change language settings:

1. Open Firefox browser and go to **Menu > Options**.
2. Scroll down to the **Language and Appearance** section.

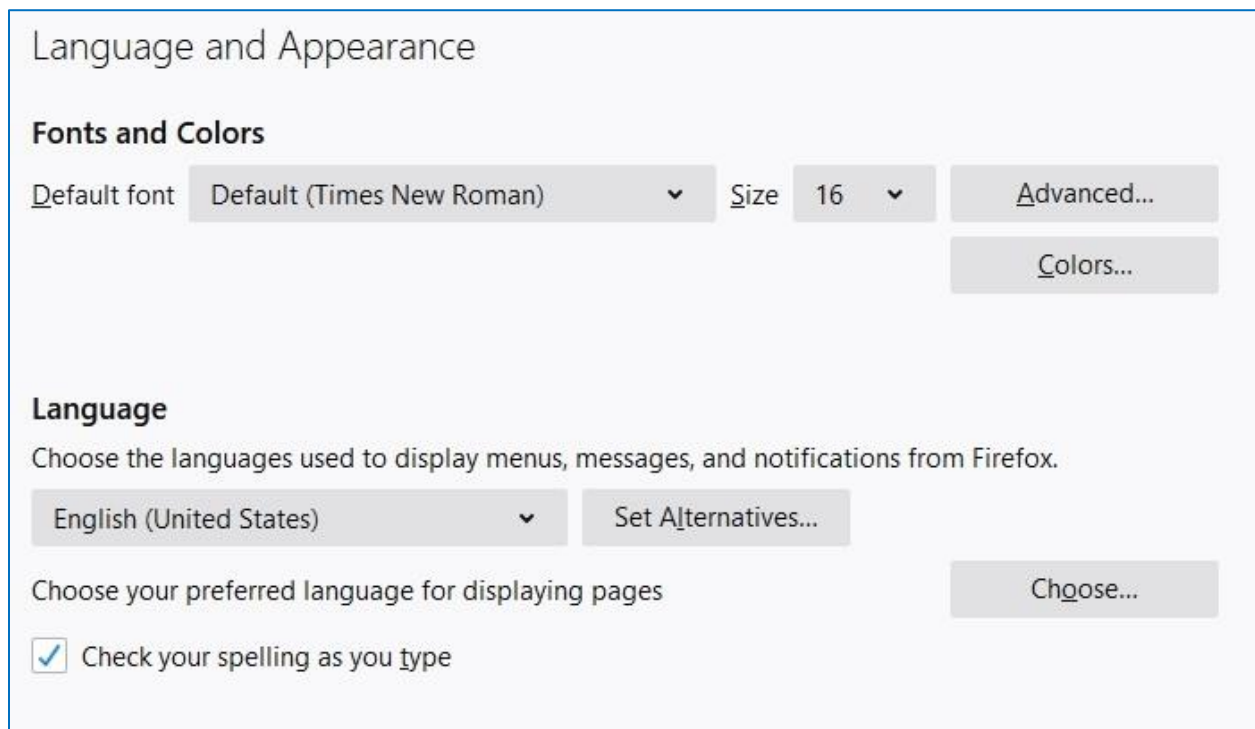


Figure 6.

3. Click **Choose** in the Languages section. The Languages dialog box appears.

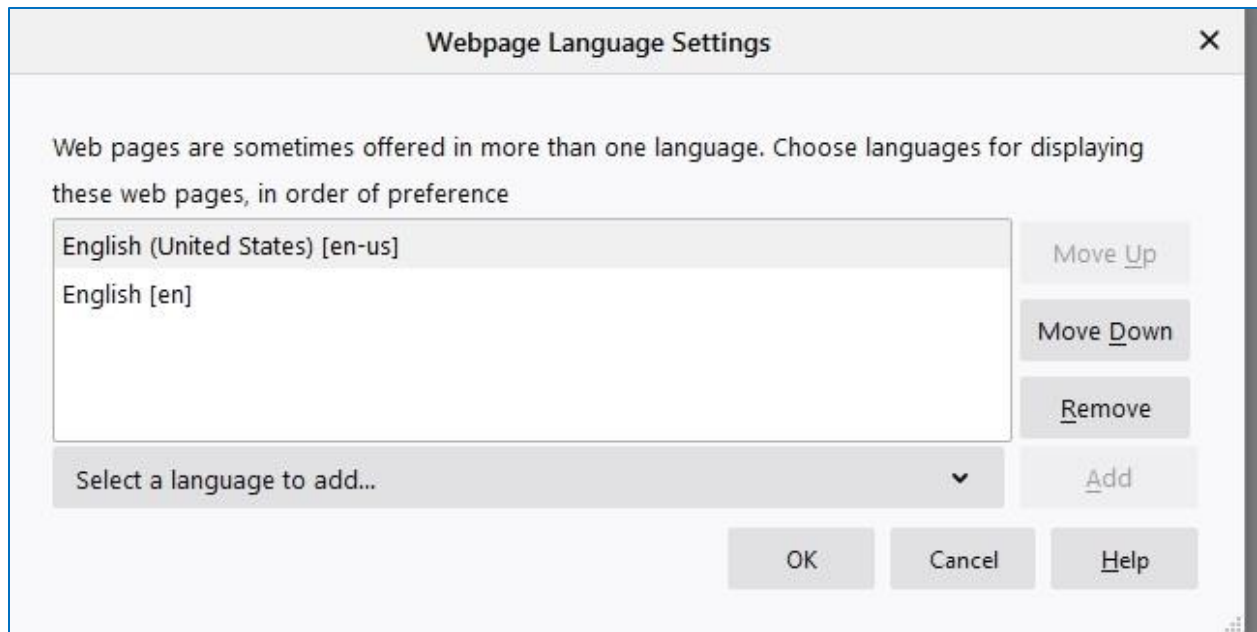


Figure 7.

4. Click **Select a language to add...**
5. Select the required language and locale. For example, Japanese [ja-JP].
6. Click **Add**.
7. Move the selected language to the top using **Move Up**.
8. Close the browser.
9. Login to Aras Innovator as administrator.
10. Confirm that the selected language is applied.

2.2 Firefox Allows a Maximum of 20 Pop-ups

A user cannot open more than 20 pop-up windows in the Firefox browser by default. If a user tries to open more than 20 pop-up windows, the following error appears:

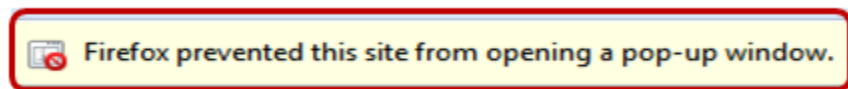


Figure 8.

To resolve this issue, use the following procedure:

1. Open a Firefox browser.
2. Type **about:config** in the header bar. The following warning message appears.

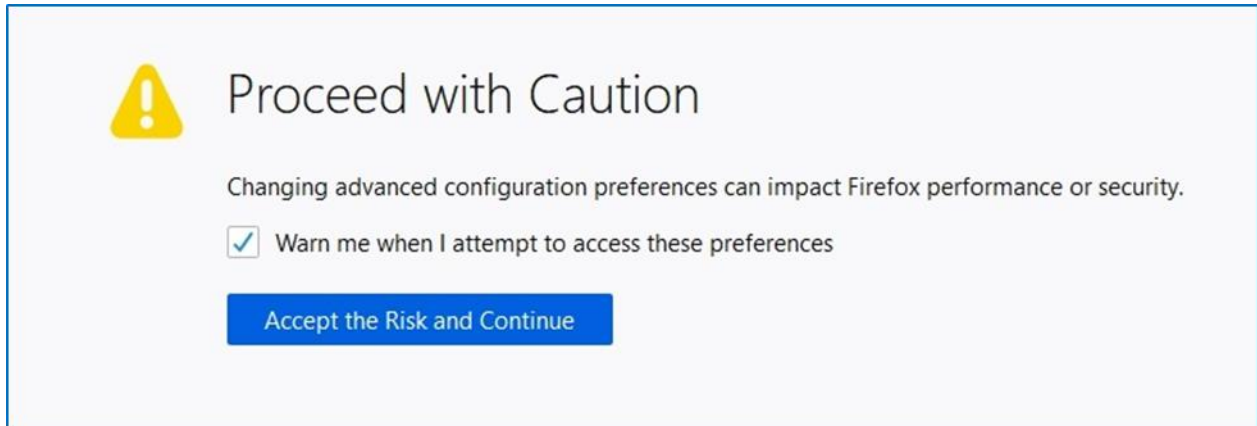


Figure 9.

3. Click **Accept the Risk and Continue**. The following screen appears:

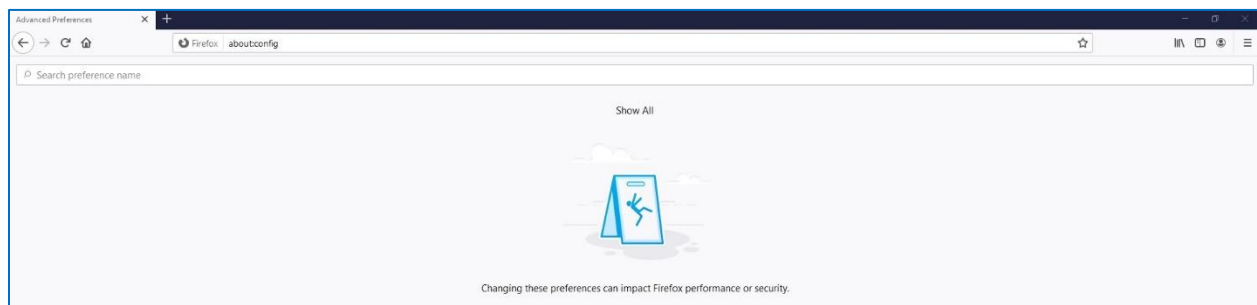


Figure 10.

4. Click **Show All**. A list similar to the following appears:

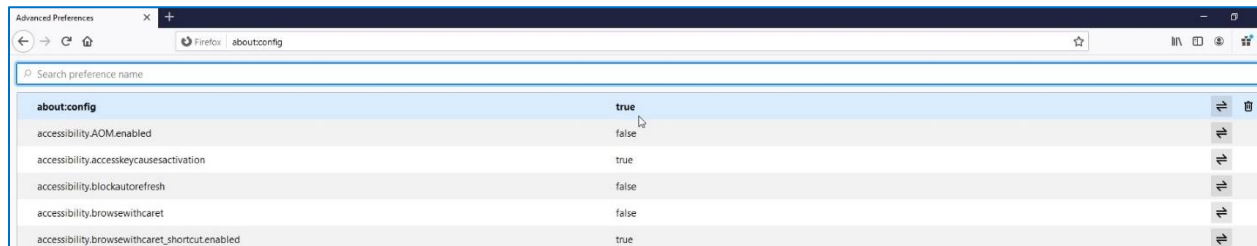


Figure 11.

5. Enter `dom.popup_maximum` in the search field. Right-click on it and select **Modify** from the popup menu.

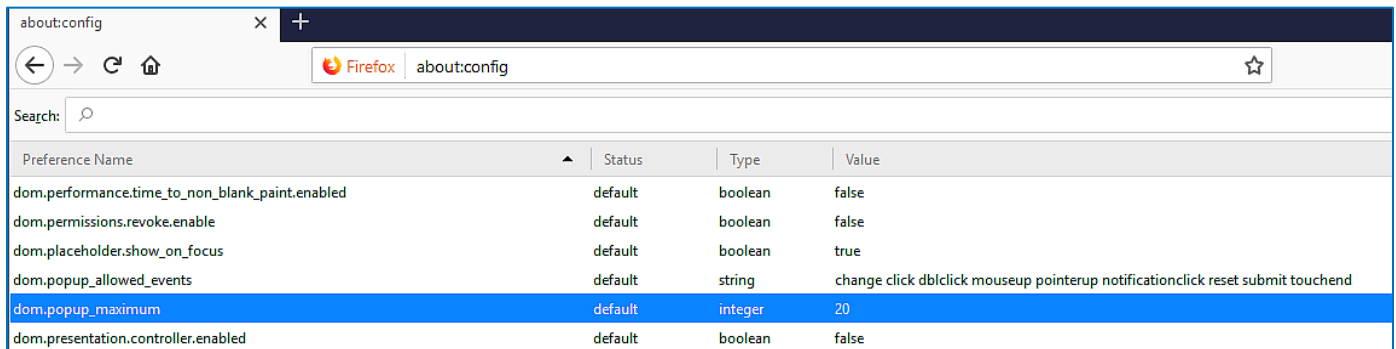


Figure 12.

The **Enter integer value** pop-up appears.

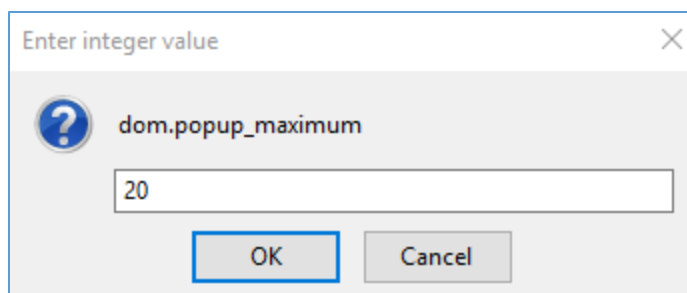


Figure 13.

6. Specify a very high integer value such as 5000 for **dom.popup_maximum**.
7. Click **OK**.

2.3 .hwf file not displayed in the viewer

When a user clicks on the “3D Viewer” icon on the sidebar of an Item window, .hwf file must be appear in the Viewer. But the user sees an error and the file does not appear.

Use the following procedure to resolve this issue:

1. Open a Firefox browser.
2. Type in **about:config** in the menu bar.
The following warning message appears.

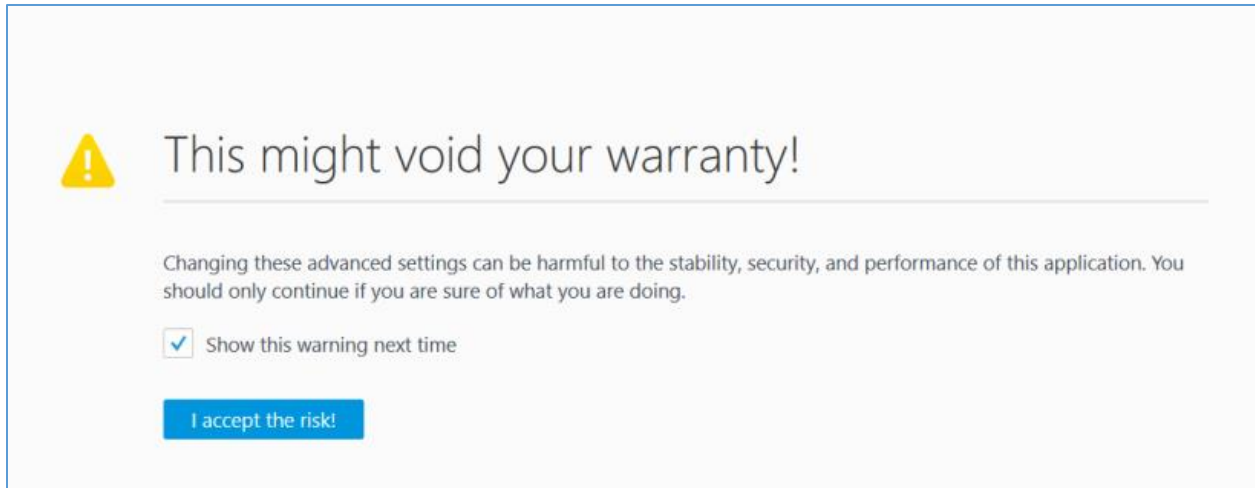


Figure 14.

3. Click **I accept the risk!**
4. Type **webgl** in the search input.

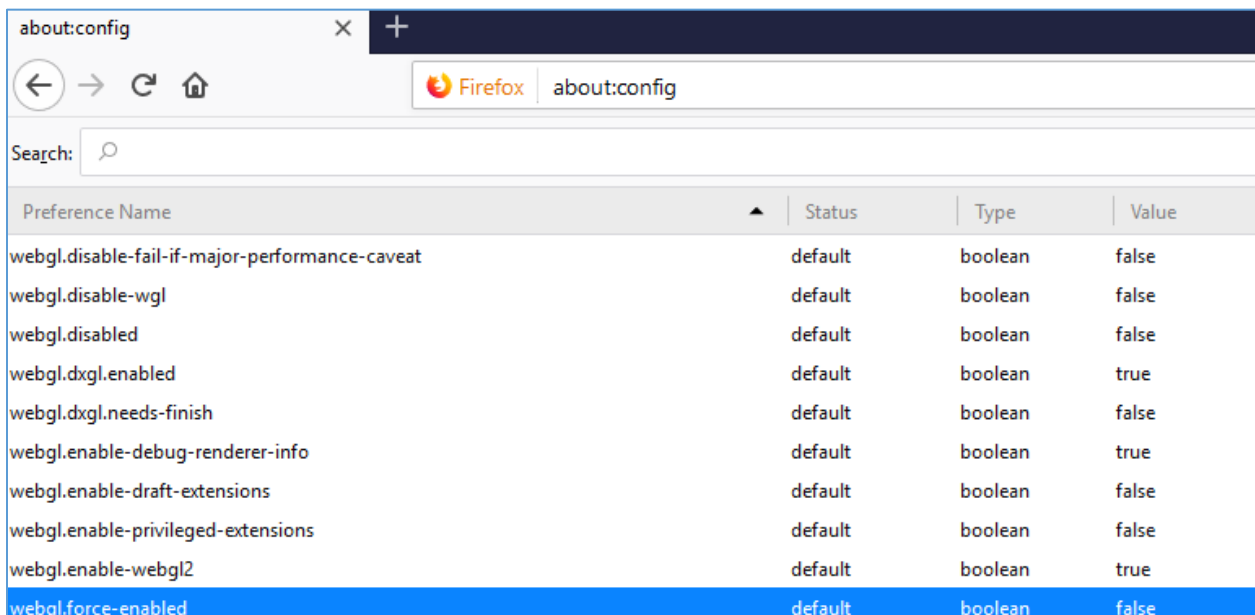


Figure 15.

5. Right-click on **webgl.force-enabled** and select **Toggle** to change its value to **true**.
6. Close and restart Firefox.
7. Login to Aras Innovator as an administrator.
8. Click on the 3D viewer icon on the sidebar of an Item window to confirm if the .hwf file appears in the viewer.

2.4 Note about Aras PDF Viewer

Aras PDF Viewer is a feature included in Aras Innovator to display PDF documents as part of the Visual Collaboration feature. However, the technology used to make the feature display PDFs is browser specific. Users may experience differences in behavior when loading in Firefox vs Edge or Chrome. While all browsers provide the same functionality, the user experience will be slightly different.